



## **Eastern Great Lakes FEMA 5 Education Workgroup Be Ready: Disaster Readiness Series Tips for Families of Children and Youth with Disabilities and Medical Needs**

**Why are these resources needed?** Families with children and youth with disabilities and medical needs are known to be some of the most vulnerable in a disaster. These families have fewer resources, and they require both community and health care provider support to achieve readiness.

When these families are disaster ready, they are less likely to suffer adverse consequences and are more resilient. The following toolkit of videos and accompanying infographics for families and providers have been designed to meet to the diverse needs of the communities we serve.

**Who Can Be Your Target Audience?** The Be Ready series of disaster preparedness education children with disabilities and medical needs can be shared with the whole community. Your network of patients, families, colleagues and stakeholders. Target audiences include hospitals, complex care clinics, home care agencies, disability advocacy groups, emergency management committees, coalitions, policy influencers, volunteer organizations, discharge planners, nurse coordinators, schools, childcare, public private partners within the community.

**How to use and share the materials:** We encourage placing one or more links on organizations websites to the [Be Ready Materials landing page](#) on the EMS for Children Innovation and Improvement Center (EIIC Website). Be Ready materials can be used as part of emergency management preparedness planning meetings, exercises, routine trainings, and by the media as just-in-time preparedness. Consider using as part of discharge planning children with any condition that requires ongoing care and medications at home. The materials are also appropriate as anticipatory guidance and child safety training. All disciplines are welcome to use the materials. They are free and open source.

**How did we do?** After sharing Be Ready materials with your community tell us about the experience by completing this brief survey: - [Be Ready Dissemination Experience Impact Survey \(google.com\)](#) If you have trouble accessing this survey, please email [lesmstew@iu.edu](mailto:lesmstew@iu.edu)

**Have questions or comments?** Reach out to Pat Frost RN, PHN, MS, PNP Education Co-lead for the Eastern Great Lakes FEMA 5 for Children Pediatric Disaster Center of Excellence at [pfrostamis@gmail.com](mailto:pfrostamis@gmail.com).



## Eastern Great Lakes FEMA 5 Education Workgroup Be Ready: Disaster Readiness Series Tips for Families of Children and Youth with Disabilities and Medical Needs

### Introduction to Be Ready Materials

**The Be Ready Infographic Series:** Be Ready infographics provide a suite of information that can be used and distributed via print or social media. Each infographic covers the following key topics and is available in English, Spanish, French, Arabic, Chinese, Vietnamese, Tagalog and Haitian Creole. The series contains eight infographics:

1. **Be Ready Awareness:** Introduces families to the need to be prepared.
2. **Be Ready You Are the Help:** Highlights the caregiver role in being disaster ready.
3. **Be Ready Do-It-Yourself Home Emergency Kit:** A list of disaster supplies to have on hand.
4. **Be Ready When Disaster Strikes:** How to respond when disaster strikes.
5. **Be Ready Shelter in Place:** The why and how to shelter in place.
6. **Be Ready Stay Informed:** How early alerts and notification help protect families from harm.
7. **Be Ready Evacuation:** What to do in an evacuation.
8. **Be Ready Provider Teaching Checklist:** Health care provider guidance on how to help families of disabled children become disaster ready

**Suite of Infographics**

**“Be Ready” Tips for Families of Children with Disabilities and Medical Needs**

**For Families:**

1. All Families Need to be Ready
2. When Disaster Strikes
3. You Are the Help Until Help Arrives
4. Be Informed-Stay Informed (Alerts)
5. DIY Home Emergency Kit Checklist
6. Evacuation
7. Shelter In Space




**For Providers:**

1. Teaching Checklist







**Eastern Great Lakes FEMA 5 Education Workgroup**  
**Be Ready: Disaster Readiness Series**  
**Tips for Families of Children and Youth with Disabilities and Medical Needs**

**Scan the QR codes with your phone or click on the weblink to select the Be Ready infographic (in the language needed) you wish to share.**

Infographic/Video Series with Link	QR code
<a href="#">Infographics (Be Ready) English</a>	
<a href="#">Infographics (Be Ready) Spanish</a>	
<a href="#">Infographics (Be Ready) Haitian Creole</a>	




**Eastern Great Lakes FEMA 5 Education Workgroup  
Be Ready: Disaster Readiness Series  
Tips for Families of Children and Youth with Disabilities and Medical Needs**

<a href="#">Infographics (Be Ready) Arabic</a>	
<a href="#">Infographics (Be Ready) Simple Chinese</a>	
<a href="#">Infographics (Be Ready) French</a>	
<a href="#">Infographics (Be Ready) Tagalog</a>	



**Eastern Great Lakes FEMA 5 Education Workgroup  
Be Ready: Disaster Readiness Series  
Tips for Families of Children and Youth with Disabilities and Medical Needs**

[Infographics \(Be Ready\) Vietnamese](#)



**Introduction to Be Ready Videos:** The videos have been designed to provide a non-threatening introduction to disaster readiness for families with children and youth with disabilities and medical needs. The videos are intended to be used across disciplines, communities, and jurisdictions in both the private and public sectors. The videos come in a variety of languages. Use the QR code to access the appropriate video for your community.



**Be Ready CYSHCN Toolkit Update: Videos**







**Eastern Great Lakes FEMA 5 Education Workgroup**  
**Be Ready: Disaster Readiness Series**  
**Tips for Families of Children and Youth with Disabilities and Medical Needs**

<a href="#">Be Ready Video with English subtitles</a>		<7min	Video instructs families who understand English on the importance of disaster readiness and what they can do to prepare.
<a href="#">Be Ready Video with English subtitles and voice over</a>		< 8min	Video instructs families who may be visually impaired on the importance of disaster readiness and what they can do to prepare.
<a href="#">Be Ready Video with English subtitles and American Sign Language (ASL)</a>		<10min	Video instructs families who understand ASL on the importance of disaster readiness and what they can do to prepare. Longer length due to ASL translation







**Eastern Great Lakes FEMA 5 Education Workgroup**  
**Be Ready: Disaster Readiness Series**  
**Tips for Families of Children and Youth with Disabilities and Medical Needs**

<a href="#">Be Ready Video with Spanish subtitles</a>		<7min	Video instructs families who understand Spanish on the importance of disaster readiness and what they can do to prepare.
<a href="#">Be Ready Video with Haitian Creole subtitles</a>		<7min	Video instructs families who understand Haitian Creole on the importance of disaster readiness and what they can do to prepare.
<a href="#">Be Ready Video with Arabic subtitles</a>		<7min	Video instructs families who understand Arabic on the importance of disaster readiness and what they can do to prepare.
<a href="#">Be Ready Video with simple Chinese subtitles</a>		<7min	Video instructs families who understand simple Chinese on the importance of disaster readiness and what they can do to prepare.




**Eastern Great Lakes FEMA 5 Education Workgroup  
Be Ready: Disaster Readiness Series**

**Tips for Families of Children and Youth with Disabilities and Medical Needs**

<a href="#">Be Ready Video with Traditional Chinese subtitles</a>		<p>&lt;7min</p>	<p>Video instructs families who understand traditional Chinese on the importance of disaster readiness and what they can do to prepare.</p>
<a href="#">Be Ready Video with French subtitles</a>		<p>&lt;7min</p>	<p>Video instructs families who understand French on the importance of disaster readiness and what they can do to prepare.</p>
<a href="#">Be Ready Video with Tagalog subtitles</a>		<p>&lt;7min</p>	<p>Video instructs families who understand Tagalog on the importance of disaster readiness and what they can do to prepare.</p>
<a href="#">Be Ready Videos with Korean subtitles</a>		<p>&lt;7min</p>	<p>Video instructs families who understand Korean on the importance of disaster readiness and what they can do to prepare.</p>




**Eastern Great Lakes FEMA 5 Education Workgroup**  
**Be Ready: Disaster Readiness Series**  
**Tips for Families of Children and Youth with Disabilities and Medical Needs**

<a href="#">Be Ready Video with Vietnamese subtitles</a>		<7min	Video instructs families who understand Vietnamese on the importance of disaster readiness and what they can do to prepare.
--	---	-------	---

**Introduction to Be Ready for Providers Video, Infographic and Checklist**

**What Providers and Emergency Managers Need to Know” Awareness Training for Providers:** The training consists of 3 informational resources to facilitate health care provider and emergency manager awareness of the needs of families of children and youth with disabilities and medical needs ahead of disaster.

1. An approximately 4-minute English captioned video designed to be used to orient prehospital, emergency managers and clinicians on their important role in promoting disaster readiness with families of children with disabilities and medical needs.
2. An infographic summarizing what providers need to know about this very important and diverse population.
3. Finally, a health care provider checklist that could be incorporated as part of discharge planning or provider level guidance during routine or specialty care visits or as part of discharge planning for medically complex children.

Infographic/Video	QR code
<a href="#">EICC landing page for Provider Materials</a>	



**Eastern Great Lakes FEMA 5 Education Workgroup  
Be Ready: Disaster Readiness Series  
Tips for Families of Children and Youth with Disabilities and Medical Needs**

**Example Social Media and Flyers:** Consider using a social media and flyers to share Be Ready Materials



**Are Families of Children and Youth  
with Disabilities and Medical Needs In  
Your Community Disaster Ready?**

**Now They Can Be!**

***Announcing "Be Ready"***

**A Toolkit To On-Board  
Families with Disabled Children to  
Disaster Preparedness.**



**To Download and Link to  
Toolkit Resources Visit  
<https://bit.ly/2XYrxJJ>**



**Are Families of Children and Youth  
with Disabilities and Medical Needs In  
Your Community Disaster Ready?**

**Now They Can Be!**

***Announcing "Be Ready"***

**A Toolkit To On-Board  
Families with Disabled Children to  
Disaster Preparedness.**



**To Download and Link to  
Toolkit Resources Visit  
<https://bit.ly/2XYrxJJ>**



**Eastern Great Lakes FEMA 5 Education Workgroup  
Be Ready: Disaster Readiness Series  
Tips for Families of Children and Youth with Disabilities and Medical Needs**

**Are Families of Children and Youth  
with Disabilities and Medical Needs In  
Your Community Disaster Ready?**

***Announcing "Be Ready"***

**A Toolkit To On-Board  
Families with Disabled Children to Disaster  
Preparedness.**



**To Download and Link to Toolkit Resources Visit  
<https://bit.ly/2XYrxJJ>**



Eastern Great Lakes FEMA 5 Education Workgroup  
Be Ready: Disaster Readiness Series  
Tips for Families of Children and Youth with Disabilities and Medical Needs

# Are Your Families of Children and Youth with Disabilities and Medical Needs Disaster Ready?

Announcing "Be Ready" A  
Whole Community Toolkit for  
Onboarding Families with  
Disabled Children to Disaster  
Preparedness.

- Mission Ready
- ADA Compliant
- Free & OpenSource
- Just-In-Time
- Whole Community
  - For Emergency Managers, Hospitals, Providers & Media Outlets.
- Multi-Lingual Including ASL
- Videos, Infographics & Checklists

To Access the "Be Ready" Preparedness for Children and Youth with Special Health Care Needs (CYSHCN)  
Scan the QR Code to Download the Tool and Learn More  
From Eastern Great Lakes Consortium for Disaster Response





Eastern Great Lakes FEMA 5 Education Workgroup  
Be Ready: Disaster Readiness Series  
Tips for Families of Children and Youth with Disabilities and Medical Needs

## When It Comes to Disaster Readiness Are You Reaching Families of Children and Youth with Disabilities and Medical Needs?

Announcing "Be Ready" A Whole Community Toolkit for Onboarding Families with Disabled Children to Disaster Preparedness.

- **Mission Ready**
- **ADA Compliant**
- **Free & Open Source**
- **Just-In-Time**
- **Whole Community**
  - **For Emergency Managers, Hospitals, Providers & Media Outlets.**
- **Multi-Lingual Including ASL**
- **Videos, Infographics & Checklists**

To Access the "Be Ready" Preparedness for Children and Youth with Special Health Care Needs (CYSHCN) Scan the QR Code to Download the Tool and Learn More From Eastern Great Lakes Consortium for Disaster Response

